

1120



500

Series

Driven to perfection





Our aim was to develop a truck that is full of reasons to be chosen.

The HINO 500 series is designed with HINO's philosophy and technologies.

If one had to communicate the appeal of the **HINO 500** series in one statement, what would it be? A truck that achieves both low emissions and excellent fuel consumption. A truck with an exceptional suspension that drives nimbly around town as well as on the motorway. A truck that revolutionizes the medium-duty class with its large load capacity. A beautifully styled truck that will improve your company's image. A truck with a state-of-the-art cab that is comfortable and fitted with numerous safety features. Because the **HINO 500** series is a medium-duty truck that satisfies all of these statements at very high levels, it is

very difficult to choose just one statement. The **HINO 500** series delivers a broad range of benefits ranging from its excellent environment-friendliness to economic efficiency, driving performance that contributes to excellent operation rates, thoroughly calculated and sophisticated design, loading capacity that improves the quality of your transportation operations, reduced cargo area vibration, various safety features and its attention to driver comfort without compromising a single area. This truck is the embodiment of HINO's uncompromising philosophy and technologies for creating trucks for the next age.



*Trucks shown in photos are special specification models. Production models may differ in part in specification.





A beautiful design founded on form and function.

Clean and smart driving performance is a part of its styling.

Its sophisticated styling that blends in with the urban and natural landscapes is not the only reason why trucks in the **HINO 500** series appear beautiful. The cab style delivers low fuel consumption owing to our strenuous pursuit of aerodynamic performance. The engine's performance and

optimized drive train provides a smooth ride that fully utilizes its excellent acceleration and braking performance even during stop-and-start driving in urban areas. The truck provides nimble footwork for getting around turns and maneuvering in tight spaces. HINO employing the common rail fuel injection system, has

dramatically reduced fuel consumption, black smoke and engine noise. These numerous elements that contribute to its driving and environmental performance suggest what a smart and clean truck should be like, and this is why the beauty of the **HINO 500** series shines brightly.



*Trucks shown in photos are special specification models. Production models may differ in part in specification.



The design concept of the Hino 500 series interior.

The driver's compartment is a sophisticated combination of comfort and functionality.

The design concept of the **Hino 500** series interior that delivers a comfortable driving experience is a "roundish & donut cabin." The instrument panel — designed with a low profile and uncluttered line to secure excellent frontal vision — this fits the

"roundish" description, with meters, switches and a speaker system that produces audio with a real sense of presence, all laid out in an easy-to-view and easy-to-use manner. This highly functional and comfortable space was designed to provide the best in operation.



Center console



Reclining seat



the Hino 500 series: spacious cabin for your drivers comfort ._____





Keep safe.

Safety derived from HINO's uncompromising safety philosophy.

HINO has improved its safety features from two perspectives of active safety and passive safety to ensure the daily safe performance of its trucks. The **HINO 500** series provides better environment with features such as switch layout with excellent operation and pedal layout that assists safe driving from the perspective of reducing driver fatigue. The cab

is designed to be highly rigid with various collision safety features including a reinforced main frame and door beam. In addition, the steering wheel deforms in the event of a collision to absorb the force of the secondary impact should the driver hit the steering wheel. These safety features protect not only your drivers, but your corporate image as well.



Door beam



Seat belt with high adjustment

Maximize up time.

Full of ideas to improve ease of maintenance.

The **HINO 500** series has been designed for ease of inspection and maintenance. The front panel allows you to easily check and refill your engine coolant, clutch fluid, window washer liquid and wiper links. The fuse and relay blocks have been consolidated into

the instrument panel on the passenger side for ease of inspection and replacement. Additionally, the use of a newly designed multi-pre-cleaner reduces the amount of water intake, improving engine reliability and reducing maintenance.



Fuse relay block



Larger air intake duct



Front lid for easier daily maintenance

Maximize up time.

Services and genuine parts are true to the HINO spirit.

Quality service for all of our customers.

We want our customers to feel satisfied purchasing a HINO, and we want HINO products to fulfill the mission they have been charged with. Based on our "Customer comes first" philosophy, we are committed to providing high-quality services to all our customers.

Genuine parts bring out the best in HINO.

No matter how small the part, it must pass our own quality control standards to be recognized as a genuine HINO part. That's why these parts are able to bring out the best performance in HINO trucks.




Equipped with the latest J-series engine that delivers low fuel consumption and emissions.

The HINO 500 series is now fitted with the latest J-series engine that complies with European regulations.

HINO has made further improvements to the common rail system to deliver better fuel economy and dramatically reduce black smoke. Additionally, through the "engine-


collaborative control system" that controls the "variable nozzle turbocharger" and "cool EGR" we were able to achieve a dramatic reduction in NOx and Particulate emissions.



J08E-TI Engine



J08E-TI Engine • Displacement: 7.684 l, 6-cylinder in-line




Better air quality.

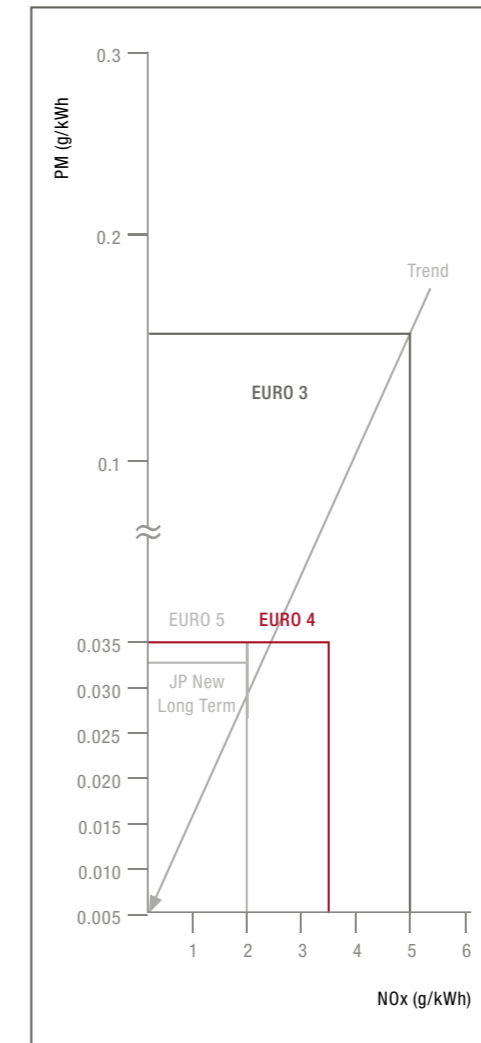
Exhaust emission level reduction.

To meet strict European emission regulations the technologies used required considerable investment in research and development. Hino Motors are at the forefront in the design of low emission engines that meet these regulations.

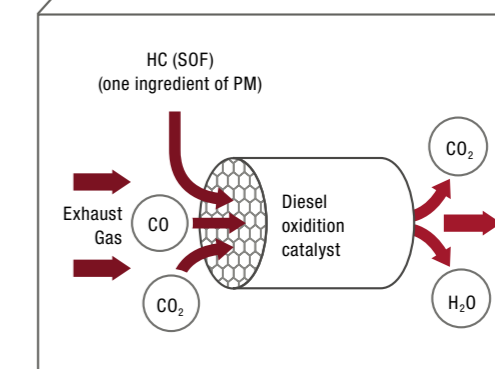

Hino as a responsible Global Corporate Citizen is committed to a cleaner environment for all.



Cool EGR



Trend for exhaust gas emission level



Diesel oxidation catalyst



Pursuing ever increasing durability and reliability through comprehensive research and development.

Performing safely, surely and reliably, under the toughest conditions.

In order to fulfill this, the most important mission as a leading commercial diesel vehicle manufacturer, Hino Motors is tirelessly undertaking research and technological development on everything from engines and various other mechanisms to electrical components and computers. Anticipating each and every condition in which trucks and buses are used, Hino pursues optimum performance in each application, and has developed and put to practical use world-leading solutions in the fields of environmental preservation and safety, in addition to reliability and durability. In order to make these achievements in the highest levels of reliability possible,

Hino performs repetitive and thorough testing at its three proving grounds, enabling rigorous verification tests under real-life driving conditions. High Level of Reliability through the Toyota Production System Since the Hino-Toyota alliance was formed in 1966, Hino has continuously produced Toyota-badged vehicles by commission for the Toyota Motor Corporation. The Toyota Production System, which is notable for the strictest levels of quality control, has been implemented for all Hino vehicle types right down to the parts level at every production facility around the globe, enabling the efficient manufacturing of high performance vehicles at the highest possible level of quality.

Opened: 1971
Area: 330,000 sq.m.
Circuit Length: 2,400 m



Hamura Proving Ground.

Opened: 1985
Area: 910,000 sq.m.
Circuit Length: 3,100 m



Ibaraki Proving Ground.

Opened: 1995
Area: 2,080,000 sq.m.
Circuit Length: 5,200 m



Hokkaido Memuro Proving Ground.

Quality, Durability & Reliability under the most extreme conditions.

Hino's Globally Proven Reliability.

The most torturous of motor sports event in the world is the Paris-Dakar Rally or the so-called "The Paris-Dakar" which takes place over the vast wilderness in Africa. To even finish the long and grueling some 10,000km off-road race without retiring along the way due to a likely mishap, etc. requires innumerable capabilities including but not limited to vehicle's performance and driver's technique, logistics related to supplying parts, repairing and navigating capacity to accurately trace routes to be followed, physical and mental strength to maintain one's concentration over several



weeks and past experience to maneuver out of a tight situation.

Hino's high technological capabilities and reliability have already established the company a firm position in the world of motor sports. Since boldly entering the medium-duty truck category of the Paris-Dakar Hino's vehicles have completed the race 15 years in a row, recording a 1-2-3 finish in the camion (truck) category in the process in 1997. Hino's dazzling track record at Paris-Dakar is in itself proof of Hino's high technological capabilities and reliability as one of the world's leading brands.





We will fulfill our responsibility to customers from a variety of social contributions.

Hino Motors' social responsibilities are, first of all, to the customers who use our products.

In addition, we are conscious of the role we play as a corporate citizen and are making an effort to respond to social needs and create a society where we can live safely and have peace of mind. We have been offering workshops on energy-saving driving at the Ibaraki proofing ground. After a lecture on energy-saving driving using a text, participants actu-

ally drove on the test course and experienced the benefits of energy-saving driving. About 900 people participated in these workshops every year.

Hino wants to be a good member of society as a corporate citizen, both in Japan and internationally. Our activities include Hino

Motors Green Fund that was established to contribute to preserving the natural environment by restoring natural ecosystems, protecting rivers and wetland environments, and by establishing a national trust, among other activities. Hino is also involved in a wide range of other activities, such as providing scholarships to high school students.

Hino global environmental charter.

Basic Policies

1. Promote comprehensive and ongoing environmental protection
2. Take concrete and definite steps to protect the global environment

Action Guidelines

1. We are minimizing the environmental impact of our corporate activities, in general, and

of our vehicles throughout their life cycle

2. We are developing a closer partnership with our affiliated companies
3. We will make greater efforts within the areas of information disclosure, education and awareness-promotion activities
4. As corporate citizens, we take an active part in a range of community activities to benefit society

Aiming at a comprehensive approach to the environment and promoting it through the entire corporation

Positioning environmental conservation as an important management issue, we are implementing comprehensive steps by establishing the Hino Global Environment Charter and the Hino Motors Environmental Voluntary Plan, as well as organizing the companywide Hino Environment Committee.





Your local dealer

J. Harris Assemblers

Naas Road, Dublin 12, Ireland

Phone: +353-1-419 4500 • Fax: +353-1-460 2284

500

Series